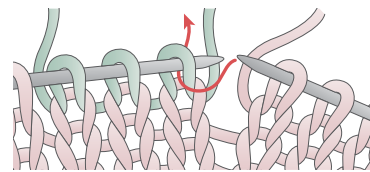


# Splendid Apparel

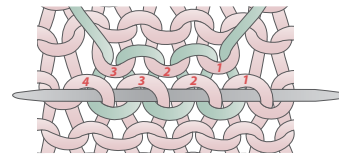
## Corrections & Clarifications for printed version

### First Printing 2015

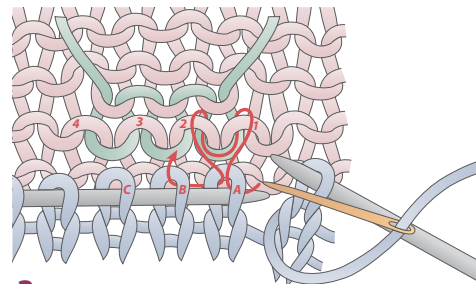
**Page 25** The Perfect Buttonhole on pages 24–25 *is perfect*, but our drawings were not. Here are the corrected drawings:



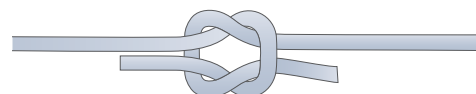
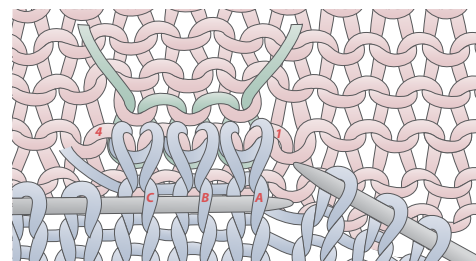
**1** With scrap yarn, k3, slip stitches back onto left needle and with working yarn, knit to next buttonhole.



**2** Insert dpn through each of 4 loops that scrap yarn goes through.



**3** With yarn needle, graft stitches from left needle to those on dpn.



**4** The square knot