

Bags - a Knitters' Dozen

the Best of Knitter's

Updated August 2005

Wedding Day Lace Gloves

With size 00 (1¼mm) dpn, cast on 110 sts and divide evenly over 3 dpn. Place marker (pm) and join, being careful not to twist sts. Work 90 rounds of Chart C—70 sts. Work 37 rounds of Chart D—84 sts.

Divide for Thumb

Begin Chart E

Round 1 Work first 24 sts of Chart E over 24 sts of Thumb gusset, place remaining 60 sts on hold, cast on 4 sts—28 sts. Divide sts evenly on 3 dpn. Join and continue in Pattern as established through chart Round 40—8 sts. Cut yarn, leaving 3" tail. Pull tail through 8 sts once, then through first st of Round once more.

Palm

Pick up and knit 5 sts along thumb opening, then work across 60 sts on holder as follows: P1, k2, p1, * k3, p1, k2, p1; repeat from * around, pm.

Next Round K2tog, k1, ssk, knit the knit sts and purl the purl sts around—63 sts.

Begin Chart C

Work Round 46 of Chart C once. Work Rounds 47-50 a total of 5 times. Work Round 47 once more.

Divide for fingers

(**Note** When dividing sts for fingers, have glove facing you so that completed fingers are on the right.)

Index finger

Begin Chart F

Round 1 Work first 12 sts of Chart, cast on 3 sts, place next 42 sts on hold, work last 9 sts of Chart over remaining 9 sts of round, pm—24 sts. Continue in Pattern as established through Chart Round 40. Complete as for Thumb.

Middle finger

Begin Chart G

Round 1 Remove sts from holder. Work first 7 sts of Chart, cast on 6 sts, place 28 sts on hold, work next 7 sts of Chart over next 7 sts on needle, pick up and knit 6 sts along base of Index Finger, pm—26 sts. Continue in Pattern as established through Chart Round 44. Complete as for Thumb.

Ring finger

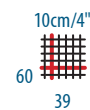
Begin Chart G

Round 1 Remove sts from holder. Work first 7 sts of Chart, cast on 6 sts, place 14 sts on hold, work next 7 sts of Chart over next 7 sts on needle, pick up and knit 6 sts along base of Middle finger, pm—26 sts. Continue in Pattern as for Middle finger and work Rounds 3-6 a total of 8 times instead of 9.



Designed by Lisa Carnahan

One size
6¾" palm circumference



Coats Patons Opera 20 100% cotton
1 ball white

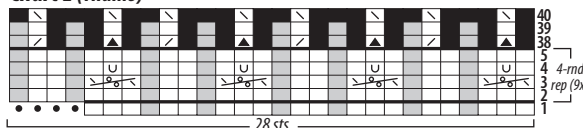


Size 1¼mm/US 00 dpn



St markers, St holders, light cardboard

Chart E (Thumb)



Little finger

Beg Chart H

Round 1 Work first 14 sts of Chart over remaining sts on hold, pick up and knit 7 sts along base of Ring finger, pm—21 sts. Continue in Pattern as established through Chart Round 32. Complete as for Thumb.

Finishing

Trace your hand on cardboard and cut outline. Roll cardboard and insert into damp glove. Flatten out cardboard, smooth glove and let dry.

Chart A (begin on a multiple of 11 sts, plus 9)

Rows 1, 3, 5 (RS) Sl 1, k1, p1, k1, * [k1, yo] twice, [p2tog] 4 times, yo, k1, yo; repeat from *, end k2, p1, k2.

Rows 2, 4, 6, 8 Sl 1, k2, purl to last 3 sts, k3.

Row 7 Sl 1, k1, p1, k1, * k4, [p2tog] twice, k3; repeat from *, end k2, p1, k2.

Chart B (begin on a multiple of 9 sts)

Row 1 (RS) Sl 1, k1, * p1, YOC, p1, k1, p2tog, k1; repeat from * to last 7 sts, p1, YOC, p1, k2.

Row 2 Sl 1, k2, p1, PDY, p1, k1, * p3, k1, p1, PDY, p1, k1; repeat from *, end k2.

Row 3 Sl 1, k1, * p1, k3; repeat from *, end last repeat k2.

Row 4 Sl 1, k2, * p3, k1; repeat from *, end last repeat k3.

Row 5 Sl 1, k1, * p1, YOC, p1, k3; repeat from *, end last repeat k2.

Rows 6-141 Repeat rows 2-5 a total of 34 times more.

Row 142 Repeat Row 2.

Row 143 Repeat Row 3.

Row 144 Sl 1, k2, SP2P, k1, * p3, k1, SP2P, k1; repeat from *, end k2.

Rows 145-147 Sl 1, knit to end.

Note Charts C-H are worked circularly.

Chart C beg on a multiple of 11 sts

Round 1 Purl.

Rounds 2, 4, 6 * [K1, yo] twice, [p2tog] 4 times, yo, k1, yo; repeat from *.

Rounds 3, 5, 7 Knit.

Round 8 * K4, [p2tog] twice, k3; repeat from *.

Round 9 Knit to 1 st before joining marker, sl 1, remove marker, replace slipped st on left needle, replace marker (marker moved 1 st to right).

Round 10 * YOC, p1, k1, p2tog, k1, p1; repeat from *.

Round 11 * K1, KDY, k1, p1, k3, p1; repeat from *.

Rounds 12, 13 * K3, p1; repeat from *.

Round 14 * YOC, p1, k3, p1; repeat from *.

Rounds 15-42 Repeat rounds 11-14 a total of 7 times more.

Round 43 * K1, KDY, k1, p1, k1, k2tog, p1; repeat from *.

Rounds 44, 45 * K3, p1, k2, p1; repeat from *.

Round 46 * YOC, p1, k2, p1; repeat from *.

Round 47 * K1, KDY, k1, p1, k2, p1; repeat from *.

Round 48-50 Repeat rounds 44-46.

Rounds 51-74 Repeat rounds 47-50 a total of 6 times more.

Round 75 * K1, KDY, k1, p1, ssk, p1; repeat from *.

Rounds 76, 77 * K3, p1, k1, p1; repeat from *.

Round 78 * YOC, p1, k1, p1; repeat from *.

Round 79 * K1, KDY, [k1, p1] twice; repeat from *.

Rounds 80, 81 * K3, p1, k1, p1; repeat from *.

Round 82 Repeat round 78.

Rounds 83-86 Repeat rounds 79-82.

Round 87 * K1, KDY, k1, p1, lifted increase, p1; repeat from *.

Rounds 88-90 Repeat rounds 44-46.

Chart D beg on a multiple of 7 sts

Round 1 [K1, KDY, k1, p1, k2, p1] twice, * k1, KDY, k1, p1, k2, p1; repeat from *.

Round 2 M1, k3, p1, k2, p1, k3, M1, p1, k2, p1, * k3, p1, k2, p1; repeat from *.

Round 3 P1, k3, p1, k2, p1, k3, p2, k2, p1, * k3, p1, k2, p1; repeat from *.

Round 4 M1, p1, YOC, p1, k2, p1, YOC, p1, M1, p1, k2, p1, * YOC, p1, k2, p1; repeat from *.

Round 5 [K1, p1, k1, KDY, k1, p1, k1] twice, p1, k2, p1, * k1, KDY, k1, p1, k2, p1; repeat from *.

Round 6 M1, k1, p1, k3, p1, k2, p1, k3, p1, k1, M1, p1, k2, p1, * k3, p1, k2, p1; repeat from *.

Round 7 [K2, p1, k3, p1] twice, [k2, p1] twice, * k3, p1, k2, p1; repeat from *.

Round 8 M1, [k2, p1, YOC, p1] twice, k2, M1, p1, k2, p1, * YOC, p1, k2, p1; repeat from *.

Round 9 P1, [k2, p1, k1, KDY, k1, p1] twice, k2, p2, k2, p1, * k1, KDY, k1, p1, k2, p1; repeat from *.

Round 10 M1, [p1, k2, p1, k3] twice, p1, k2, p1, M1, p1, k2, p1, * k3, p1, k2, p1; repeat from *.

Round 11 K1, [p1, k2, p1, k3] twice, p1, k2, p1, k1, p1, k2, p1, * k3, p1, k2, p1; repeat from *.

Round 12 M1, k1, [p1, k2, p1, YOC] twice, p1, k2, p1, k1, M1, p1, k2, p1, * YOC, p1, k2, p1; repeat from *.

Round 13 K2, [p1, k2, p1, k1, KDY, k1] twice, [p1, k2] 3 times, p1, * k1, KDY, k1, p1, k2, p1; repeat from *.

Round 14 M1, k2, [p1, k2, p1, k3] twice, [p1, k2] twice, M1, p1, k2, p1, * k3, p1, k2, p1; repeat from *.

Round 15 * K3, p1, k2, p1; repeat from *.

Round 16 * YOC, p1, k2, p1; repeat from *.

Round 17 * K1, KDY, k1, p1, k2, p1; repeat from *.

Rounds 18, 19 Repeat Round 15.

Rounds 20-35 Repeat Rounds 16-19 a total of 4 times more.

Round 36 Repeat Round 16.

Round 37 Repeat Round 17.

Chart E (28 sts)

Thumb

Round 1 [K3, p1, k2, p1] 3 times, k3, cast on 4 sts.

Round 2 [K3, p1, k2, p1] 4 times.

Round 3 [YOC, p1, k2, p1] 4 times.

Round 4 [K1, KDY, k1, p1, k2, p1] 4 times.

Round 5 Repeat Round 2.

Rounds 6-37 Repeat rounds 2-5 a total of 8 times more.

Round 38 [S2KP2, p1, k2tog, p1] 4 times—16 sts.

Round 39 [K1, p1] 8 times.

Round 40 [Ssk] 8 times—8 sts.

Chart F (24 sts) Index finger

Round 1 K3, p1, k2, p1, k3, p1, k1, cast on 3 sts, k1, p1, k3, p1, k2, p1.

Round 2 [K3, p1, k2, p1] twice, k2, p1, k3, p1, k2, p1.

Round 3 [YOC, p1, k2, p1] twice, k2, p1, YOC, p1, k2, p1.

Round 4 [K1, KDY, k1, p1, k2, p1] twice, k2, p1, k1, KDY, k1, p1, k2, p1.

Round 5 Repeat Round 2.

Rounds 6-37 Repeat Rounds 2-5 a total of 8 times more.

Round 38 [S2KP2, p1, k2tog, p1] twice, k2tog, p1, S2KP2, p1, k2tog, p1—14 sts.

Round 39 [K1, p1] 7 times.

Round 40 [Ssk] 7 times—7 sts.

Chart G (26 sts) Middle finger

Round 1 K1, p1, k3, p1, k1, cast on 6 sts, k1, p1, k3, p1, k1, pick up and knit 6 sts.

Round 2 K1, p1, k3, [p1, k2] 3 times, p1, k3, [p1, k2] twice, p1, k1.

Round 3 K1, p1, YOC, [p1, k2] 3 times, p1, YOC, [p1, k2] twice, p1, k1.

Round 4 K1, p1, k1, KDY, k1, [p1, k2] 3 times, p1, k1, KDY, k1, [p1, k2] twice, p1, k1.

Rounds 5, 6 Repeat Round 2.

Rounds 7-38 Repeat Rounds 3-6 a total of 8 times more.

Rounds 39, 40 Repeat Rounds 3-4.

Round 41 Repeat Round 2 to 1 st before joining marker, sl 1, remove marker, replace slipped st on left needle, replace marker (marker moved 1 st to right).

Round 42 K2tog, p1, S2KP2, p1, [k2tog, p1] 3 times, S2KP2, p1, [k2tog, p1] twice—16 sts.

Round 43 [K1, p1] 8 times. 44 [Ssk] 8 times—8 sts.

Chart G (26 sts) Ring finger

Work as for Middle finger, but work Rounds 3-6 a total of 8 times, instead of 9 times (40 rounds).

Chart H (21 sts) Little finger

Round 1 K1, p1, k3, p1, k2, p1, k3, p1, k1, pick up and knit 7 sts.

Round 2 K1, p1, [k3, p1, k2, p1] twice, k3, p1, k1.

Round 3 [K1, p1, YOC, p1, k1] 3 times.

Round 4 [K1, p1, k1, KDY, k1, p1, k1] 3 times.

Rounds 5, 6 Repeat Round 2.

Round 7-26 Repeat Rounds 3-6 a total of 5 times more.

Round 27, 28 Repeat Rounds 3-4.

Round 29 Repeat Round 2 to 1 st before joining marker, sl 1, remove marker, replace slipped st on left needle, replace marker (marker moved 1 st to right).

Round 30 [K2tog, p1, S2KP2, p1] 3 times—12 sts.

Round 31 [K1, p1] 6 times.

Round 32 [Ssk] 6 times—6 sts.

YARNOVER CROSS (YOC) Pull 3rd st over first 2 sts and off needle, then (k1, yo twice, k1) over first 2 sts.

PURL DOUBLE YARNOVER (PDY) (worked on WS row) P dbl yo from row below, dropping 2nd yo.

KNIT DOUBLE YARNOVER (KDY) (worked on RS row) K dbl yo from row below, dropping 2nd yo.

NOTE Sl sts purlwise with yarn in back (wyib) on RS rows and with yarn in front (wyif) on WS rows, unless indicated otherwise.

Chart A

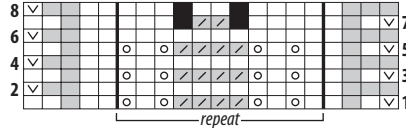


Chart B

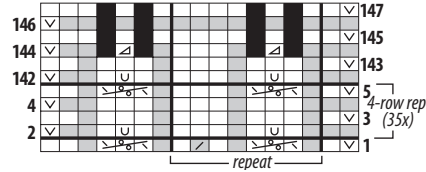


Chart F (Index finger)

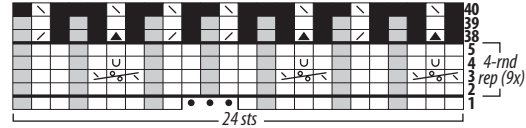


Chart G (Middle finger)

Chart G (Ring finger) Work as for middle finger, but work rnds 3-6 8x, instead of 9x.

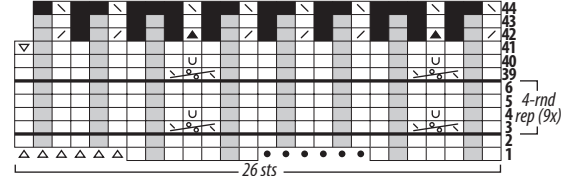


Chart H (Little finger)

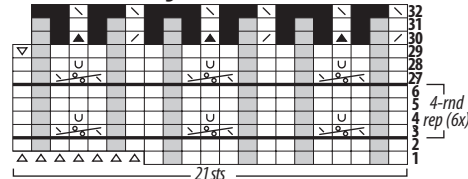


Chart D

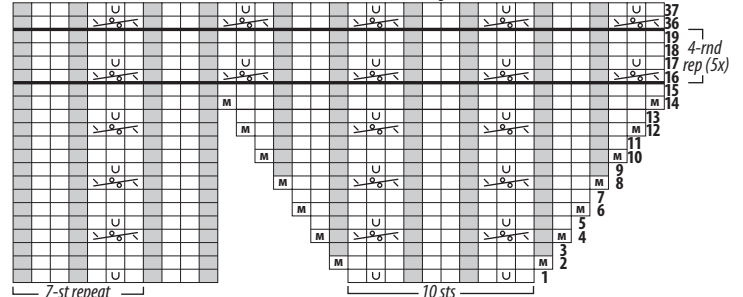
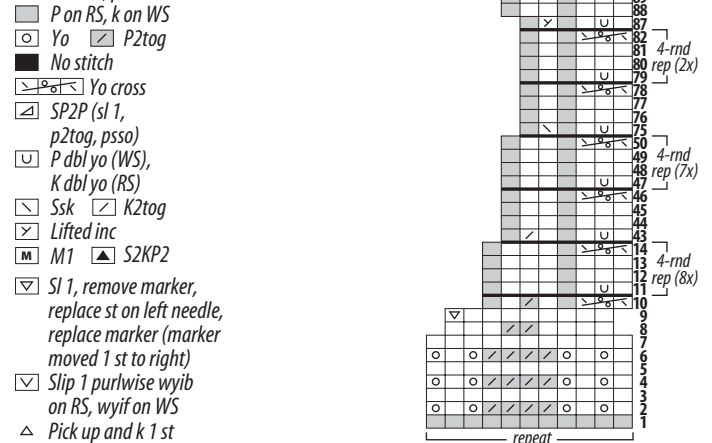


Chart C



- K on RS, p on WS
- P on RS, k on WS
- Yo □ P2tog
- No stitch
- ▽ Yo cross
- △ SP2P (sl 1, p2tog, pss0)
- U P dbl yo (WS), K dbl yo (RS)
- Ssk □ K2tog
- ▽ Lifted inc
- M M1 ▲ S2KP2
- ▽ Sl 1, remove marker, replace st on left needle, replace marker (marker moved 1 st to right)
- ▽ Slip 1 purlwise wyib on RS, wyif on WS
- △ Pick up and k 1 st
- Cast on 1 st
- x times

Work sl st at end of chart rnd 9 on last st of rnd only. K all other sts of rnd.